

Key Peninsula Metropolitan Park District
Dba Key Pen Parks



Resolution No R 2023-07

A RESOLUTION OF THE BOARD OF PARK COMMISSIONERS OF THE KEY PENINSULA METROPOLITAN PARK DISTRICT ADOPTING THE 2024 WAGE MATRIX INCLUDING COST OF LIVING ADJUSTMENT

WHEREAS, the Board of Park Commissioners of the Key Peninsula Metropolitan Park District (“Key Pen Parks”) did previously via Resolution R 2019-08 included in the Employee Handbook the ability to provide annual Cost of Living Adjustments (COLA) for employees using the October-to-October data for the Consumer Price Index (CPI) for Seattle, Tacoma, Bellevue (King, Pierce & Snohomish counties); and

WHEREAS, during the February 14, 2022, the Board of Park Commissioners Meeting did approve to change the COLA effective date from March 1st to January 1st beginning with the 2023 calendar year; and

WHEREAS, on the United States Bureau of Labor Statistics did publish the October-to-October annual data for CPI indicating an 4.8% increase; and


WHEREAS, the Board of Park Commissioners did adopt via Resolution R 2023-04 Annual Budget at Fund Level for 2024 which included the COLA.


NOW THEREFORE BE IT RESOLVED by the Board of Park Commissioners of Key Pen Parks to adopt the 2024 Wage Matrix (Exhibit “A) which shall be included in the Employee Handbook as an appendix.


PASSED AND ADOPTED by the Board of Park Commissioners for Key Pen Parks at a regular meeting held at the Home Fire Station (No. 47), 1920 Key Peninsula Hwy NW, Lakebay, WA, this 11th day of December 2023.

Attest:


Key Peninsula Metropolitan Park District
Board of Park Commissioners
Pierce County, Washington


Linda Parry, President


Mark Michel, Vice President


Kip Clinton, Clerk


Shawn Jensen, Member-at-Large



Ed Robison, Member-at-Large



2024 HOURLY WAGE MATRIX FOR PERMANENT EMPLOYEES

Range	Step 1	Step 2	Step 3	Step 4	Step 5	Step 6	Step 7	Step 8	Step 9	Step 10
D	\$17.35	\$17.87	\$18.41	\$18.96	\$19.53	\$20.11	\$20.72	\$21.34	\$21.98	\$22.64
E	\$19.09	\$19.66	\$20.25	\$20.86	\$21.48	\$22.13	\$22.79	\$23.47	\$24.18	\$24.90
F	\$21.00	\$21.62	\$22.27	\$22.94	\$23.63	\$24.34	\$25.07	\$25.82	\$26.60	\$27.39
G	\$23.09	\$23.79	\$24.50	\$25.24	\$25.99	\$26.77	\$27.58	\$28.40	\$29.26	\$30.13
H	\$25.40	\$26.17	\$26.95	\$27.76	\$28.59	\$29.45	\$30.33	\$31.24	\$32.18	\$33.15
I	\$27.94	\$28.78	\$29.65	\$30.54	\$31.45	\$32.40	\$33.37	\$34.37	\$35.40	\$36.46
J	\$30.74	\$31.66	\$32.61	\$33.59	\$34.60	\$35.63	\$36.70	\$37.80	\$38.94	\$40.11
K	\$33.81	\$34.83	\$35.87	\$36.95	\$38.06	\$39.20	\$40.37	\$41.59	\$42.83	\$44.12
L	\$37.19	\$38.31	\$39.46	\$40.64	\$41.86	\$43.12	\$44.41	\$45.74	\$47.12	\$48.53
M	\$40.91	\$42.14	\$43.41	\$44.71	\$46.05	\$47.43	\$48.85	\$50.32	\$51.83	\$53.38
N	\$45.00	\$46.35	\$47.75	\$49.18	\$50.65	\$52.17	\$53.74	\$55.35	\$57.01	\$58.72
O	\$49.51	\$50.99	\$52.52	\$54.10	\$55.72	\$57.39	\$59.11	\$60.89	\$62.71	\$64.59
P	\$54.46	\$56.09	\$57.77	\$59.51	\$61.29	\$63.13	\$65.02	\$66.97	\$68.98	\$71.05
Q	\$59.90	\$61.70	\$63.55	\$65.46	\$67.42	\$69.44	\$71.53	\$73.67	\$75.88	\$78.16
R	\$65.89	\$67.87	\$69.90	\$72.00	\$74.16	\$76.39	\$78.68	\$81.04	\$83.47	\$85.97
S	\$72.48	\$74.66	\$76.89	\$79.20	\$81.58	\$84.03	\$86.55	\$89.14	\$91.82	\$94.57
T	\$79.73	\$82.12	\$84.58	\$87.12	\$89.74	\$92.43	\$95.20	\$98.06	\$101.00	\$104.03

Adopted R2023-08 KPP Employee Handbook - Appendix A

Effective January 1, 2024: Adjusted each year to include CPI.

2024 WA Minimum Wage for Hourly Workers: \$16.28/hr; Exempt Minimum: \$67,724.80/per year

*Note: For 2023 CPI is 4.8% based on October 2023 CPI number.
https://data.bls.gov/timeseries/CUURS49DSA0&output_view=pct_12mths*